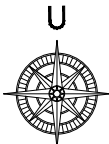











CITRA INDAH CITY
TIMUR CIBUBUR

Bukit Salvia



	SALVIA 1	33/84	(6 X 14)	32 unit
	SALVIA 2	36/90	(6 X 15)	147 unit
	SALVIA 3	36/105	(7 X 15)	146 unit
	SALVIA 4	38/120	(8 X 15)	48 unit
	TOTAL			373 unit
	RUKO 4 X 15 & 5 X 15 (HOEK)			44 unit
	HIJAU			
	FASUM / FASOS			

	LUAS (M ²)	PROSENTASE (%)
LUAS KAVLING EFEKTIF	= 42.982,66 m ²	= 56,18 %
LUAS TAMAN	= 6.985,32 m ²	= 9,13 %
LUAS FASUM/FASOS	= 4.650,80 m ²	= 6,08 %
LUAS JALAN DAN SALURAN	= 21.886,16 m ²	= 28,61 %
TOTAL LUASAN TANAH	= 76.505,54 m²	= 100,00 %